

Development Support Centre.

---

## AUDITED ACCOUNTS

FOR THE YEAR ENDED 31 MAR 2015

---



**CHANDRAVADAN A. SHAH & CO.**

**CHARTERED ACCOUNTANTS**

801-A, Sahjanand Complex,  
Shahibaug Road, Ahmedabad-380 004.  
Phone : 25622206

**THE BOMBAY PUBLIC TRUST ACT 1950**

Schedule ixc (Vide Rule 32)

Statement of income liable to contribution for the year ending on 31-03-2015

Name of the Public trust : DEVELOPMENT SUPPORT CENTRE

Reg. No. F /4260 /Ahmedabad

Marutinandan Villa, Near Government Tubewell,,

Bopal, AHMEDABAD - 380058

Name, Address and Phone Number of the Trustee : Shri Sachin Ajay Oza

A/602, Sagun Caasa Settelite

Ahmedabad - 380015 Ph. 9601281120

Name of Bank : State Bank Of India Navrangpura

Bank Account Number relating to transaction of F.C : 10268071879

F.C.R.A. No. 041910204 Dated : 28-01-1999

Phone No. 02717- 235995 E-mail : dsc@dscindia.org

Particulars		Rs.	Ps.
	Gross annual income		52037411.34
	Details of income not chargeable to contribution under Section 58 and Rule 32.		
(i)	Donations received during the year from any source		
	(a) Corpus		
	(1) From Country		
	(2) From Foreign Country: F.C.R.A.No. and Date		
	(b) General		
	(1) From Country	0.00	
	(2) From Foreign Country: F.C.R.A.No. and Date		
(ii)	Grants by Government and Local Authority		
	(a) Government and Local Authority	6317552.04	
	(b) From Foreign Country		
	(c) By Funding agencies		
	(1) From Country	9606660.98	
	(2) From Foreign Country: F.C.R.A.No. 041910204 and Date 28-01-1999	29244755.14	
(iii)	Amount spent for the purpose of education		
(iv)	Amount spent for the purpose of medical relief		
(vi)	(A) Deductions out of income from lands used for Agricultural purposes		
	(a) Land Revenue and Local Fund Cess		
	(b) Rent payable to superior landlord		
	(c) Cost of production if land is cultivated by Trust.		



Schedule ixc (Vide Rule 32) Page :2

Statement of income liable to contribution for the year ending on 31-03-2015

Name of the Public trust : MAHITI TRUST

(vii)	(A) Deductions out of income from lands used for non- agricultural purpose (a) Assessment,Cesses and other Govt. or Mun. Taxes (b) Ground rent payable to superior landlord (c) Insurance premium (d) Repairs at 8.33 per cent of gross rent of building (e) Cost of collection at 4 per cent of gross rent or buildings let out (B) Income from lands used for non-agricultural purpose.	17099.00	
(viii)	Cost of collection of income or receipts from securities stocks etc. at 1 percent of such income		
(ix)	Deductions on account of repairs in respect of building not rented and yielding no income at 8.33 percent of the estimated gross annual rent		45186067.16
<b>INCOME LIABLE TO CONTRIBUTION</b>			<b>6851344.18</b>

Place : Ahmedabad

Date : 14-8-2015

x

TRUSTEE

For Chndravadan A.shah & Co.  
Chartered Accountants

(C.A. Shah)

PROPRIETOR

M.No 31736

Firm Reg. No. 101692W



# CHANDRAVADAN A. SHAH & CO.

## CHARTERED ACCOUNTANTS

801-A, Sahjanand Complex, Shahibaug Road, Ahmedabad-380 004.  
Phone : (O) 25622206 (R) 26852895 E-mail : cashah52@yahoo.co.in

### AUDITOR'S REPORT

NAME OF THE PUBLIC TRUST : **DEVELOPMENT SUPPORT CENTRE  
MARUTINANDAN VILLA,  
NEAR GOVT. TUBEWELL, BOPAL  
AHMEDABAD**

TRUST REGISTRATION NO:- **F / 4260 / AHMEDABAD**

#### **Report on the Financial Statements**

We have audited the accompanying financial statements of **DEVELOPMENT SUPPORT CENTRE – AHMEDABAD** ("the Trust"), which comprise the Balance Sheet as at March 31, 2015, and the Statement of Income & Expenditure Account for the year ended on that date, and a summary of significant accounting policies and other explanatory information.

#### **Management's Responsibility for the Financial Statements**

Management is responsible for the preparation of these financial statements that give a true and fair view of the financial position and financial performance of the Trust in accordance with the Accounting Standards issued the ICAI. This responsibility includes the design, implementation and maintenance of internal control relevant to the preparation and presentation of the financial statements that give a true and fair view and are free from material misstatement, whether due to fraud or error.

#### **Auditor's Responsibility**

Our responsibility is to express an opinion on these financial statements based on our audit. We conducted our audit in accordance with the Standards on Auditing issued by the Institute of Chartered Accountants of India. Those Standards require that we comply with ethical requirements and plan and perform the audit to obtain reasonable assurance about whether the financial statements are free from material misstatement.

An audit involves performing procedures to obtain audit evidence about the amounts and disclosures in the financial statements. The procedures selected depend on the auditor's judgment, including the assessment of the risks of material misstatement of the financial statements, whether due to fraud or error. In making those risk assessments, the auditor considers internal control relevant to the trust's preparation and fair presentation of the financial statements in order to design audit procedures that are appropriate in the circumstances. An audit also includes evaluating the appropriateness of accounting policies used and the reasonableness of the accounting estimates made by management, as well as evaluating the overall presentation of the financial statements.

We believe that the audit evidence we have obtained is sufficient and appropriate to provide a basis for our audit opinion.



## Report on Other Legal and Regulatory Requirements

We have audited the Accounts of the above named Trust for the year ended on **31 St. March, 2015** and beg to report that –

- 1) The accounts are maintained regularly and in accordance with the provisions of the Act and Rules.
- 2) Receipts and disbursements are properly and correctly shown in the accounts.
- 3) The cash balance and vouchers in the custody of accountant on the date of audit is in agreement with books of accounts of the Trust.
- 4) Books, deeds, accounts, vouchers and other documents and records required by us were produced before us.
- 5) An inventory certified by the trustee of the movables of the Trust has been maintained.
- 6) The Accountant / trustee appeared before us and furnished the necessary information required by us.
- 7) No property or funds of the trust were applied for any object or purpose other than the objects or purposes of Trust.
- 8) The amount outstanding for more than one year is Rs.67999.60 and the amount written off is Rs. NIL.
- 9) There are repairs exceeding Rs.5000 during the current financial year for which no tenders were invited.
- 10) No money of the Trust has been invested contrary to the provisions of section 35.
- 11) No alienation of immovable property has been made contrary to the provisions of section 36.
- 12) Any special matter to be reported: Please refer notes forming part of accounts.

PLACE : AHMEDABAD  
DATE : 14-8-2015

FOR CHANDRAVADAN A. SHAH & CO.  
CHARTERED ACCOUNTANTS



*(Signature)*  
(C.A. SHAH)  
PROPRIETOR  
M.No.031736

Firm Reg. No. 101692W

DEVELOPMENT SUPPORT CENTRE - AHMEDABAD  
MARUTINAN VILLA, NR. GOVERNMENT TUBE WELL  
EOPAL, AHMEDABAD - 380 058.  
SOCIETY REG. NO. 4400/A'BAD, TRUST REG. NO. F/4260/A'BAD  
BALANCE SHEET AS ON 31ST MARCH 2015

FUNDS & LIABILITIES	SCHE DULE	2014 - 15		2013-14	ASSETS	SCHE DULE	2014 - 15		2013-14
		AMOUNT RS.	AMOUNT RS.	AMOUNT RS.			AMOUNT RS.	AMOUNT RS.	AMOUNT RS.
TRUST FUND	A		2,500.00	2,500.00	FIXED ASSETS	C		24,272,886.28	23,948,648.28
CORPUS FUND	A		125,000.00	125,000.00	INVESTMENTS	G		35,573,460.15	28,540,188.68
FORD FOUNDATION ENDOWMENT & MATCHING FUND	A		33,735,329.83	32,935,713.67	DEPOSITS	H		79,031.76	75,062.76
EARMARKED FUND	A		6,309,100.29	5,884,099.21	ADVANCES	I		5,951,424.34	4,193,423.39
REVOLVING FUND	A		622,109.00	622,109.00	GRANT RECEIVABLES	J		4,955,266.01	4,763,064.64
RESERVES & SURPLUS			2,080,206.05	2,080,206.05	RELEASE FOR INNOVATIVE PROJECTS	K		265,320.00	265,320.00
DEPRECIATION FUND	C		15,085,110.20	14,088,815.80	CASH & BANK BALANCES	L		11,079,887.62	7,143,737.26
CAPITAL EXPENDITURE GRANT					INCOME & EXPENDITURE ACCOUNT	B		8,529,985.00	8,736,824.45
BALANCE AS PER LAST YEAR		10,050,944.98		9,298,037.98					
LESS : AGARBATTI UNIT MHOW(RETURN)		-		1,151,226.00					
ADD : RECEIVED DURING THE YEAR	F	754,688.00		1,904,133.00					
			10,805,632.98	10,050,944.98					
LOAN FROM NABARD	D		-	228,400.00					
CURRENT LIABILITIES	E		655,703.50	2,625,471.50					
UNUTILISED GRANTS	F		21,285,559.31	9,023,009.25					
<b>TOTAL</b>			<b>90,707,251.16</b>	<b>77,666,269.46</b>	<b>TOTAL</b>			<b>90,707,261.16</b>	<b>77,666,269.46</b>

As per our report of even date annexed herewith

The above Balancesheet to the best of our belief contains a true account of Funds & Liabilities & the Properties and Assets of the Trust.

Place :- Ahmedabad

Dated :- 14.08.2015

For Chandravadan A. Shah & Co.  
Chartered Accountants



*C. A. Shah*  
C. A. Shah  
Proprietor

Membership No.31736  
Firm Reg.No. 101692W

*Vijay Mahajan*  
Vijay Mahajan  
Chairman

*V.B. Patel*  
V.B. Patel  
Treasurer

*Sachin A. Oza*  
Sachin A. Oza  
Executive Director

DEVELOPMENT SUPPORT CENTRE - AHMEDABAD  
MA RUT NANDAN VILLA, NR. GOVERNMENT TUBE WELL  
BOPAL, AHMEDABAD - 380 058.  
SOCIETY REG. NO. 4400/A'BAD, TRUST REG. NO. F/4260/A'BAD  
INCOME & EXPENDITURE FOR THE YEAR ENDING ON 31ST MARCH 2015

EXPENSES	SCHE DULE	2014-15	2013-14	INCOME	SCHE DULE	2014-15	2013-14
		AMOUNT RS.	AMOUNT RS.			AMOUNT RS.	AMOUNT RS.
TO SALARIES - GEN.ADMISTRATION		664,691.99	591,179.54	BY GRANTS	F	45,168,968.16	42,653,208.44
TO OFFICE OPERATION EXP		1,742,097.85	1,435,694.87				
TO INSURANCE CHARGES - OFFICE BUILDING		17,099.00	16,935.00	BY INTEREST		1,532,651.69	1,425,530.40
TO MUNICIPAL TAXES		18,538.00	-				
TO LOSS ON SALE OF FIXED ASSETS		-	14,716.36	BY INCOME FROM WATERSHED TRAINING PROGRAMMES		3,992,634.00	2,195,705.00
TO PAYMENT TO AUDITORS		62,500.00	67,000.00				
TO CONTRIBUTION TO ADMN FUND CHARITY COMMISSIONER		97,395.00	50,000.00	BY INSTITUTIONAL FEES		-	14,565.00
TO VEHICLE FUEL, REPAIR & MAINTENANCE		146,479.00	189,289.00				
TO TRAVELLING EXPENSES		790,806.00	826,957.00	BY CONTRIBUTION FOR TRAINING CENTRE FACILITIES		373,178.00	153,393.00
TO SERVICE TAX EXPENSES		5,543.00	1,621,409.00				
TO CAPACITY BUILDING EXPENSES		5,279,576.97	6,654,205.37	BY MISCELLLENEOUS INCOME		158,004.00	72,121.00
TO STAFF DEVELOPMENT TRAINING		25,560.00	56,492.00				
TO RESEARCH PROJECT EXPENSES		1,565,992.17	1,526,240.47	BY CONSULTANCY FEES		391,188.00	323,268.00
TO POLICY ADVOCACY EXPENSES		257,743.13	762,251.91				
TO COMMUNICATION & INFORMATION SERVICES		1,471,456.74	2,864,261.99				
TO SUPPORT TO KPCL		1,435,350.25	1,551,688.20	BY CONTRIBUTION FOR SOIL TESTING MOBILE VAN		155,676.00	218,700.00
TO PROGRAMME EXP ( IRRIGATED AREA FIELD UNITS )		23,233,742.84	22,183,996.21				
TO PROGRAMME EXP ( RAINFED AREA FIELD UNITS )		12,452,187.83	8,143,287.40	BY PROJECT OVERHEADS REIMBURSED		244,649.10	129,862.24
TO PIM CAPACITY BUILDING EXPENSES IN COLLABORATION WITH WALMI		894,593.33	526,776.93				
TO DEPRECIATION	C	1,513,542.79	1,571,723.87	BY PROFIT ON SALE OF FIXED ASSETS		20,462.39	-
TO RECEIVABLE GRANT WRITTEN OFF ( WASMO & WRD,GADHINAGAR)		-	693,170.44				
TO TRANSFER TO AGRICULTURE EXTENSION SERVICE FUND	A	155,676.00	218,700.00	BY EXCESS OF EXPENDITURE OVER INCCME C/O TO INCOME & EXPENDITURE APPROPRIATION A/C	B	-	4,379,622.47
TO BY EXCESS OF INCOME OVER EXPENDITURE C/O TO INCOME & EXPENDITURE APPROPRIATION A/C		205,839.45					
<b>TOTAL</b>		<b>52,037,411.34</b>	<b>51,565,975.55</b>	<b>TOTAL</b>		<b>52,037,411.34</b>	<b>51,565,975.55</b>

As per our report of evendate annexed herewith

Place :- Ahmedabad  
Dated :- 14/8/2015



For Chandravadan A. Shah & Co.  
Chartered Accountants

C. A. Shah  
Proprietor  
Membership No.31736  
Firm Reg.No. 101632W

The above statement to the best of our belief contains  
a true account of Income & Expenditure of the organisation

Vijay Mahajan  
Chairman

V.B. Patel  
Treasurer

Sachin A. Oza  
Executive Director





SCHEDULE - B  
INCOME & EXPENDITURE APPROPRIATION ACCOUNT

EXPENDITURE	2014-15	2013-14	INCOME	2014-15	2013-14
	AMOUNT RS.	AMOUNT RS.		AMOUNT RS.	AMOUNT RS.
TO OPENING BALANCE	8,736,824.45	4,299,942.98	BY EXCESS OF INCOME FROM INCOME & EXPENDITURE A/C	206,839.45	-
TO RESTORATION OF GRANT BY AKF	-	57,259.00			
TO EXCESS OF EXPENDITURE FROM INCOME & EXPENDITURE A/C	-	4,379,622.47	BY BALANCE CARRIED OVER TO BALANCESHEET	8,529,985.00	8,736,824.45
<b>TOTAL</b>	<b>8,736,824.45</b>	<b>8,736,824.45</b>	<b>TOTAL</b>	<b>8,736,824.45</b>	<b>8,736,824.45</b>



SCHEDULE - C  
FIXED ASSETS

PARTICULARS	GROSS BLOCK				DEPRECIATION			NET BLOCK BALANCE AS ON 31/03/15	
	BALANCE AS ON 01/04/14	ADDITION/SALE DURING THE YEAR	DEDUCTION DURING THE YEAR	BALANCE AS ON 31/03/15	BALANCE AS ON 01/04/14	DEPRECIATION FUND TRANSFER TO ASSET A/C	PROVISION FOR THE YEAR YEAR		BALANCE AS ON 31/03/15
LAND & BUILDING	11,311,156.32	-	-	11,311,156.32	6,244,544.77	-	329,576.36	6,574,121.13	4,737,035.19
FURNITURE & FIXTURE	2,621,298.67	183,925.00	-	2,805,223.67	1,651,543.83	-	106,205.65	1,757,749.48	1,047,474.19
VEHICLES	2,589,675.00	-	498,223.00	2,091,452.00	1,394,727.96	431,754.39	169,271.76	1,132,245.33	959,206.67
OFFICE EQUIPMENTS & INSTRUMENTS	4,302,736.49	418,599.00	-	4,721,335.49	2,510,580.25	-	303,875.55	2,814,455.80	1,906,879.69
COMPUTERS	3,056,333.60	305,550.00	85,613.00	3,276,270.60	2,221,743.71	85,494.00	604,347.53	2,740,597.24	535,673.36
LIBRARY BOOKS	67,448.20	-	-	67,448.20	65,675.28	-	265.94	65,941.22	1,506.98
<b>TOTAL</b>	<b>23,948,648.28</b>	<b>908,074.00</b>	<b>583,836.00</b>	<b>24,272,886.28</b>	<b>14,088,815.80</b>	<b>517,248.39</b>	<b>1,513,542.79</b>	<b>15,085,110.20</b>	<b>9,187,776.08</b>
Previous Year	23,126,878.28	2,060,196.00	1,238,426.00	23,948,648.28	12,578,275.57	61,183.64	1,571,723.87	14,088,815.80	9,859,832.48



**SCHEDULE - D  
LOANS**

DSC - 2014-15  
Page 6

PARTICULARS	2014-15	2013-14
	AMOUNT RS.	AMOUNT RS.
NATIONAL BANK OF AGRICULTURE RURAL DEVELOPMENT FOR LAND LEVELLING	-	228,400.00
<b>TOTAL</b>	-	<b>228,400.00</b>

**SCHEDULE - E  
CURRENT LIABILITIES**

PARTICULARS	2014-15	2013-14
	AMOUNT RS.	AMOUNT RS.
<b>CURRENT LIABILITIES :-</b>		
CAPART (WORKSHOP)	229,175.50	229,175.50
HUVF IWRM PROJECT SAMITEE-VISNAGAR	3,993.00	68,420.00
HUVF IWRM PROJECT SAMITEE-HIMATNAGAR	31,881.00	49,816.00
HUVF IWRM PROJECT SAMITEE-MODASA	14,620.00	-
AWADH RESEARCH FOUNDATION(THE WORLD BANK PROJECT)	-	1,449,545.00
KINSHI HOTEL MANAGEMENT	3,540.00	3,540.00
NABARD-VISNAGAR	31,265.00	-
VIDHI TRAVEL	-	1,386.00
ABHISHEK PATHAK - FOR DEWAS FIELD UNIT EXPENSES	-	456.00
BHARAT PARMAR - FOR MEGHRAJ FIELD UNIT EXPENSES	-	129,628.00
RAJENDRA PATEL - FOR VISNAGAR FIELD UNIT EXPENSES	-	142,552.00
VIJAY SHUKLA - FOR MANAVAR FIELD UNIT EXPENSES	61,679.00	-
KAMLESH RAJAT-ALIRAJPUR - FIELD UNIT EXPENSES	26,054.00	-
KAMLESH RAJAT-RBS - FIELD UNIT EXPENSES	49,841.00	-
KAMLESH RAJAT-RDII - FIELD UNIT EXPENSES	51,085.00	-
RAMESH DHARECHA - FIELD UNIT EXPENSES	4,593.00	-
CHITRESH SRIVASTAV - FIELD UNIT EXPENSES	2,777.00	-
SERVICE CHARGES PAYABLE ON CREDIT ASSISTANCE FROM NABARD	-	10,224.00
DEPOSIT FOR LIBRARY MEMBERSHIP	1,000.00	1,000.00
OUT STANDING LIABILITIES FOR EXPENSES 2014-15	62,500.00	-
OUT STANDING LIABILITIES FOR EXPENSES 2013-14	-	527,350.00
PSC MEETING-VRUTTI ADAVANCE	16,674.00	
KISAN PIYAT SAHKARI MANDLI GOLADHAR DHORAJI	33,975.00	-
JOBAT SINCHAI PARIYOJANA AZAD KISAN VIKAS SAMITEE KUKSHI	6,750.00	-
MAAN KISAN VIKAS SAMITEE MANAWAR	10,180.00	-
UNPAID SALARY - MHOW	5,709.00	5,709.00
SALARY PAYABLE-MANAWAR	2.00	-
TDS PAYABLE-HIMATNAGAR	1,700.00	-
TDS PAYABLE-RABARI MASHRUBHAI-MODASA	10.00	
PROFESSION TAX - 2008-09	6,550.00	6,550.00
PROFESSION TAX - 2014-15 - MEGHRAJ	30.00	-
PROFESSION TAX - 2013-14 - DHORAJI	120.00	120.00
<b>TOTAL</b>	<b>655,703.50</b>	<b>2,625,471.50</b>



**SCHEDULE - F  
DETAILS OF GRANTS**

DSC - 2014-15

Page 7

PARTICULARS OF GRANTS	BALANCE AS ON 01.04.2014	GRANT RECEIVED DURING THE YEAR	GRANT RECEIVABLE AS ON 31.03.2015	INTEREST EARNED	TOTAL AS ON 31/03/15	CAPITAL EXPENDITURE GRANT TRNS. TO BIS	GRANT REFUND	UNUTILISED GRANT CARRIED FORWARD	GRANT CREDITED TO INCOME & EXPENDITURE ACCOUNT
AUSTRALIAN - ACIAR	525,182.01	-	-	4,327.73	529,509.80	-	-	1,169.31	528,340.49
CAPART	72,000.00	-	-	-	72,000.00	-	-	72,000.00	-
DISTRICT RURAL DEVELOPMENT AGENCY, S'KANTHA	198,181.20	-	-	-	198,181.20	-	198,181.20	-	-
THE WORLD BANK	(1,291,980.76)	3,774,485.75	-	-	2,482,504.99	-	-	5,034.10	2,477,470.89
SIR DORABJI TATA TRUST(SDTT)	3,784,151.27	5,329,000.00	-	138,315.00	9,251,466.27	113,598.00	-	5,431,712.21	3,706,156.06
HINDUSTAN UNILEVER VITALITY FOUNDATION	(54,586.51)	17,189,001.00	-	111,705.00	17,246,119.49	21,961.00	-	9,715,440.93	7,508,717.56
IKEA TRADING HONGKONG LTD FOR BMPC PROJECT	762,977.86	-	-	7,381.23	770,959.12	-	-	-	770,959.12
IKEA TRADING HONGKONG LTD FOR PIM	1,580,193.85	4,912,173.00	-	33,305.27	6,526,272.12	7,833.00	-	207,433.28	6,311,005.84
ITC LIMITED	438,016.49	2,887,000.00	-	-	3,325,016.49	6,850.00	-	27,150.28	3,291,016.21
NATIONAL BANK FOR AGRICULTURE & RURAL DEVELOPMENT (IGWDP)	(951,439.45)	353,000.00	642,311.33	-	43,871.88	-	-	-	43,871.88
RBS FOUNDATION, INDIA(GUJARAT)	(1,108,195.35)	6,000,000.00	3,549,433.91	3,402.20	8,444,640.76	144,608.00	-	-	8,300,032.76
RBS FOUNDATION, INDIA(M.P)	-	3,634,260.00	-	105,306.43	3,739,766.43	243,393.00	-	2,301,304.70	1,195,068.75
SARDAR SAROVAR NARMADA NIGAM LIMITED	(775,609.51)	450,431.30	413,351.16	-	88,172.95	-	-	-	88,172.95
VRUTTI LIVEHOODS - EUROPEAN COMMISSION	849,724.90	2,540,927.00	46,759.18	10,345.23	3,448,256.37	6,775.00	-	-	3,441,481.37
EU(AKESP)	-	1,632,588.00	-	14,354.73	1,647,142.74	149,645.00	-	308,357.49	1,189,140.25
WATER AND LAND MANAGEMENT INSTITUTE (WALMI), ANAND	696,478.67	1,671,744.00	-	-	2,368,222.67	-	-	1,245,618.09	1,122,604.58
GOVERNMENT OF M.P.(RGMWM DEWAS)	116,101.00	3,935,000.00	-	300.00	4,051,401.00	16,500.00	-	881,145.45	3,153,755.55
GOVERNMENT OF M.P.(RGMWM ALIRAJPUR)	-	1,370,000.00	-	-	1,370,000.00	40,900.00	-	867,757.00	461,343.00
CRD(MNREGA)	(301,863.91)	1,532,300.00	-	-	1,230,436.09	2,625.00	-	217,849.87	1,009,961.22
NATIONAL BANK FOR AGRICULTURE & RURAL DEVELOPMENT ,M.P.(SHG)	(7,421.20)	-	7,421.20	-	-	-	-	-	-
SEWA MANDIR	(30,106.40)	88,000.00	-	-	57,893.60	-	-	4,596.60	53,297.00
WATER RESOURCES DEVELOPMENT, RAJKOT (FOFAD IRRI. PROJECT)	(232,649.96)	462,443.00	286,977.64	-	516,570.68	-	-	-	516,570.68
WATER RESOURCES DEVELOPMENT, RAJKOT (BHADAR IRRI. PROJECT)	(9,011.59)	-	9,011.59	-	-	-	-	-	-
<b>TOTAL</b>	<b>4,259,944.61</b>	<b>57,762,353.05</b>	<b>4,955,266.01</b>	<b>430,343.00</b>	<b>67,408,406.67</b>	<b>754,688.00</b>	<b>198,181.20</b>	<b>21,286,569.31</b>	<b>45,168,968.16</b>
PREVIOUS YEAR	2,090,162.01	45,895,702.85	4,763,064.64	138,250.73	52,887,180.25	1,904,133.00	693,170.44	9,023,009.25	42,653,208.44



**SCHEDULE - G  
INVESTMENTS**

DSC - 2014-15

Page 8

PARTICULARS	2014-15	2013-14
	AMOUNT RS.	AMOUNT RS.
<b>INVESTMENTS OUT OF CORPUS FUND</b>		
F.D. WITH STATE BANK OF INDIA,GHUMA ROAD	150,000.00	150,000.00
INTEREST ACCRUED BUT NOT DUE F.D. WITH STATE BANK OF INDIA,GHUMA ROAD	92.00	98.00
	<b>150,092.00</b>	<b>150,098.00</b>
<b>INVESTMENTS OUT OF ENDOWMENT FUND</b>		
F.D. WITH STATE BANK OF INDIA,NAVRANGPURA ( FORD FOUNDATION ENDOWMENT FUNDS )	6,587,000.00	6,587,000.00
F.D. WITH H.D.F.C. ( FORD FOUNDATION ENDOWMENT FUNDS ) -	7,964,365.00	7,964,365.00
F.D. WITH STATE BANK OF INDIA,NAVRANGPURA ( FORD FOUNDATION ENDOWMENT FUNDS3 )	200,000.00	200,000.00
F.D. WITH CORPORATION BANK,JUDGES BUNGLOW, ( FORD FOUNDATION ENDOWMENT FUNDS )	9,127,999.00	8,424,222.00
INTEREST ACCRUED ON F.D. WITH SBI,NAVRANGPURA ( F. F. ENDOWMENT FUNDS )	82,209.00	72,342.00
INTEREST ACCRUED ON F.D. WITH CORPORATION BANK,JUDGES BUNGLOW, ( F.F.ENDOWMENT FUNDS )	238,076.83	222,199.67
	<b>24,199,649.83</b>	<b>23,470,128.67</b>
<b>INVESTMENTS OUT OF EARMARKED FUNDS</b>		
F.D. WITH STATE BANK OF INDIA,NAVRANGPURA - ANIL SHAH GRAM VIKAS PARITOSHIK	400,000.00	400,000.00
F.D. WITH GRUI FINANCE ( ANIL SHAH GRAM VIKAS AWARD FUND )	150,000.00	150,000.00
F.D. WITH H.D.F.C. ( ANIL SHAH AWARD FUND )	1,120,000.00	1,120,000.00
F.D. WITH STATE BANK OF TRAVANKORE,AMBAWADI - ANIL SHAH GRAM VIKAS PARITOSHIK	759,135.75	677,595.00
INTEREST ACCRUED ON F.D. WITH H.D.F.C. ( ANIL SHAH AWARD FUND )	3,148.08	-
INTEREST ACCRUED ON F.D. WITH STATE BANK OF TRAVANKORE,AMBAWADI - GRAM VIKAS PARITOSHIK	45,650.00	63,903.75
INTEREST ACCRUED ON F.D. WITH STATE BANK OF INDIA,NAVRANGPURA - GRAM VIKAS PARITOSHIK	1,917.00	1,917.00
F.D. WITH STATE BANK OF TRAVANKORE,AMBAWADI - GRAM SANGATHAN PARITOSHIK	253,045.25	225,865.00
F.D. WITH HDFC - GRAM SANGATHAN PARITOSHIK	200,000.00	200,000.00
INTEREST ACCRUED ON F.D. WITH STATE BANK OF TRAVANKORE,AMBAWADI - GRAM SANGATHAN PARITOSHIK	15,218.00	21,301.25
F.D. WITH SYNDICATE BANK, BOPAL, ( SALE PROCEEDS OF PRAKRUTI APARTMENTS OFFICE PREMISES )	2,147,729.27	1,961,694.01
INTEREST ACCRUED ON F.D. WITH SYNDICATE BANK, BOPAL ( DSC'S BUILDING FUND)	82,005.97	97,686.00
F.D. WITH STATE BANK OF INDIA,GHUMA ROAD	630,000.00	-
INTEREST ACCRUED BUT NOT DUE F.D. WITH STATE BANK OF INDIA,GHUMA ROAD	30,802.00	-
F.D. WITH STATE BANK OF INDIA,GHUMA-RDIT PROJECT ROAD-SAVING ACCOUNT	342,000.00	-
F.D. WITH STATE BANK OF INDIA,GHUMA-HUVF PROJECT ROAD-SAVING ACCOUNT	3,514,000.00	-
F.D. WITH STATE BANK OF INDIA,NAVRANGPURA - FC ACCOUNT	1,500,000.00	-
INTEREST ACCRUED ON STATE BANK OF INDIA,NAVRANGPURA FC ACCOUNT	20,087.00	-
	<b>11,223,718.32</b>	<b>4,919,962.01</b>
<b>TOTAL</b>	<b>35,573,460.15</b>	<b>28,540,188.68</b>

**SCHEDULE - H  
DEPOSITS**

PARTICULARS	2014-15	2013-14
	AMOUNT RS.	AMOUNT RS.
ELECTRIC & TELEPHONE DEPOSIT	52,401.76	48,432.76
MEGHRAJ IDWP PROJECT DEPOSIT	2,850.00	2,850.00
TELEPHONE DEPOSIT VAHELAL - PIM	1,000.00	1,000.00
TELEPHONE DEPOSIT TRAINING CENTRE	2,000.00	2,000.00
GAS CONNECTION DEPOSIT	2,100.00	2,100.00
TRAINING OFFICE DEPOSIT	1,500.00	1,500.00
OFFICE RENT DEPOSIT-HIMMATNAGAR	10,000.00	10,000.00
WATER SUPPLY DEPOSIT FROM MODASA	500.00	500.00
TELEPHONE DEPOSIT - FOR DRC MODASA	1,680.00	1,680.00
RELIANCE INTERNET & PRI LINE DEPOSIT FOR AWAJ OATLO	3,500.00	3,500.00
GAS CONNECTION DEPOSIT- MODASA	1,500.00	1,500.00
<b>TOTAL</b>	<b>79,031.76</b>	<b>75,062.76</b>



SCHEDULE - I  
ADVANCES

PARTICULARS	2014-15	2013-14
	AMOUNT RS.	AMOUNT RS.
DHARI PRODUCERS COMPANY (LOAN FOR SEED PROCUREMENT)	100,000.00	100,000.00
SERVICE CHARGES RECEIVABLE FOR CREDIT ASSISTANCE FROM NABARD-D.P.CO.LTD.	130,918.00	130,918.00
DEPUTY CHARITY COMMISSIONER ADVANCE (FOR CONTRL. TO PUBLIC ADM. FUND)	-	47,395.00
AGRICULTURE FINANCE COORPORATION LTD	10,000.00	10,000.00
ADVANCE FOR POSTAL STAMPS	-	2,434.00
STATIONERY STOCK - WRITING PADS FOR TRAINING UNIT	18,936.00	8,670.00
TRAINING BAGS STOCK	41,030.00	11,839.00
HUVF IWRM PROJECT SAMITEE-VISNAGAR	70,480.00	22,320.00
HUVF IWRM PROJECT SAMITEE-MODASA	69,265.00	119,054.00
HUVF IWRM SAMITEE-HIMATNAGAR	52,409.00	81,020.00
DEPOSIT FOR KUJAD OFFICE RENT	3,500.00	3,500.00
MADHYA PRADESH RURAL LIVELIHOOD PROJECT RETENTION MONEY	29,799.00	29,799.00
SHOBHANA TRAVELS	-	200.00
SARDAR SAROVAR NARMADA NIGAM LTD.(FOR LAND REVENUE RECORDS DOCUMENTATION)	-	1,425.00
ACIAR - FOR PROJECT REVIEW & PLANING WORKSHOP	16,180.00	-
ADVANCE TO GWA FOR WOMEN DAY CELEBRATION	-	-
ADVANCE TO RBS FOR EXPOSURE VISIT	33,933.00	-
COCA-COLA FEES RECEIVABLE	196,936.00	-
NCDEX FOR TRAVEL REIMBURSED	4,947.00	4,947.00
OM SAI MOVERS & PACKERS-LUCKNOW	5,000.00	-
KUNAL RAJENDRA THAROT (DSC,MHOW IWMP NET PLANNING)	-	15,100.00
ADVANCE TO GSWMA-FOR DISTRICT TRAINING	-	115,118.00
ADVANCE TO WALMI	4,034.00	-
SAJJATA SANGH	-	136,880.40
MANUBHAI VADHER - MODASA FILED UNIT EXPENSES	40.00	-
VIJAY SHUKLA-RBS	4,791.00	-
ABHISHEK PATHAK- FOR MHOW FIELD UNIT EXPENSES	-	79.00
ABHISHEK PATHAK- FOR DEWAS FIELD UNIT EXPENSES	230.00	-
BHARAT PARMAR- FOR MECHRAJ FIELD UNIT EXPENSES	1,081.00	-
AMIT MANITRIPATHI- FOR PROGRAMME ADVANCE	400.00	-
HIREN PARMAR-KUJAD FILED UNIT ADVANCE	1,080.00	-
INDRASINGH MAJAWAT - FOR MEDICAL ASSISTANCE	7,999.60	7,999.60
ADVANCE TO DSC FOUNDATION	433,544.00	-
PRAVIN VAGHELA FOR STAFF WELFARE ADVANCE	50,000.00	50,000.00
SEEMA DAVE-PROGRAMME EXPENSES	1,394.00	5,400.00
CHITRESH SRIVASTAV-LUCKNOW OFFICE	-	7,776.00
TAX DEDUCTED AT SOURCE UP TO 2009-10	413,967.70	413,967.70
TAX DEDUCTED AT SOURCE 2010-11	576,768.35	576,768.35
TAX DEDUCTED AT SOURCE 2011-12	798,404.87	798,404.87
TAX DEDUCTED AT SOURCE 2012-13	756,301.70	756,301.70
TAX DEDUCTED AT SOURCE 2013-14	563,469.77	563,469.77
TAX DEDUCTED AT SOURCE 2014-15	649,174.35	-
DSC FOUNDATION FOR ADMINISTRATION CHARGE RECEIVABLE	-	172,269.00
TDS-BALOSH JAVED ALIKHAN	1,447.00	-
TDS-ANKITA RAHTORE-DEWAS	2,000.00	-
TDS-AYAJ MALIK HIMATNAGAR	1,200.00	-
PROVIDENT FUND- DHORAJI	-	258.00
<b>ADVANCE TO OTHERS</b>	<b>5,050,770.34</b>	<b>4,193,423.39</b>
GSWMA FOR TRAINING FEES RECEIVABLE	389,454.00	-
M.P GOVERNMENT FOR TRAINING FEES RECEIVABLE	511,200.00	-
<b>TRAINING FEES RECEIVABLE</b>	<b>900,654.00</b>	<b>-</b>
<b>TOTAL</b>	<b>5,951,424.34</b>	<b>4,193,423.39</b>

SCHEDULE - J  
GRANT RECEIVABLES

PARTICULARS	2014-15	2013-14
	AMOUNT RS.	AMOUNT RS.
<b>GRANT RECEIVABLE</b>		
NATIONAL BANK FOR AGRICULTURE & RURAL DEVELOPMENT (IGWDP)	642,311.33	951,439.45
SARDAR SAROVAR NARMADA NIGAM LIMITED	413,351.16	775,609.51
THE WORLD BANK	-	1,291,980.76
HINDUSTAN UNILEVER VITALITY FOUNDATION	-	54,566.51
RBS FOUNDATION, INDIA(GUJARAT)	3,549,433.91	1,108,195.35
CRD(MNREGA)	-	301,863.91
NATIONAL BANK FOR AGRICULTURE & RURAL DEVELOPMENT ,M.P(SHG)	7,421.20	7,421.20
VRUTTI LIVEHOODS - EUROPEAN COMMISSION	46,759.18	-
SEWA MANDIR	-	30,106.40
WATER RESOURCES DEVELOPMENT, RAJKOT (FOFAD IRRI. PROJECT)	286,977.64	232,649.96
WATER RESOURCES DEVELOPMENT, RAJKOT (BHADAR IRRI. PROJECT)	9,011.59	9,011.59
<b>TOTAL</b>	<b>4,955,266.01</b>	<b>4,763,064.64</b>



**SCHEDULE - K  
RELEASE FOR INNOVATIVE PROJECTS**

DSC - 2014-15  
Page 10

	2014-15	2013-14
PARTICULARS	AMOUNT RS	AMOUNT RS
DHARI KRUSHAK VIKAS PRODUCERS' CO.LIMITED	265,320.00	265,320.00
<b>TOTAL</b>	<b>265,320.00</b>	<b>265,320.00</b>

**SCHEDULE - L  
CASH & BANK BALANCES**

PARTICULARS	2014-15	2013-14
	AMOUNT RS.	AMOUNT RS.
SBI NAVRANGPURA ( 10268071879 - F.C. A/C )	378,029.34	316,158.34
SBI NAVRANGPURA ( 10268071880 INDIAN SOURCES )	102,358.68	5,062.60
SBI NAVRANGPURA (10268073139 - ANILSHAH AWARDS FUNDS )	673,506.73	497,242.33
SBI GHUMA ROAD (56408002104 - INDIAN SOURCES)	533,737.87	363,289.22
SBI GHUMA ROAD (56408002115 - EMPLOYEES GROUP GRATUITY)	2,208.20	1,693.20
SBS GHUMA ROAD (66013673824-NABARD)	-	30,831.00
SBI GHUMA ROAD - IWRM - HUVF PROJECT	3,622.00	109,167.00
SBI GHUMA ROAD - IWDP - MHOW - ITC PROJECT	52,352.30	339,679.30
SBI GHUMA ROAD - RDTT PROJECT	5,002,175.00	3,350,286.00
SBI JOBAT S/B A/C NO.30693635132 FOR RDTT PROJECT	67,008.00	193,396.00
SBI KUKSHI CURRENT A/C- RDTT PROJECT	12,000.00	-
SBI KUKSHI FOR RBS PROJECT)	585,848.00	-
SBI MAAN S/B A/C NO. 30692755585 FOR RDTT PROJECT	45,254.00	280,557.00
SBI MANAWAR FOR RBS & EU PROJECT	569,736.00	-
SBI HIMATNAGAR ( 66021720402)	184,847.00	44,055.00
SBI VISNAGAR (10673343357)	-	12,430.89
SBI VISNAGAR ( 5424600414 / )	107,523.36	75,867.36
SBI, BAPUNAGAR (VAHELAL) A/C NO. 66004200552	23,476.00	60,136.00
SBI MODASA ( 10870447577 )	140,457.78	56,594.78
SBI DHARI ( C & I - 56032004934 )	163,390.71	200,414.71
SBI MEGHRAJ FOR NABARD(IGWDP) PROJECT	18,429.95	-
SBI MEGHRAJ FOR RBS & EU & VRUTTI PROJECT	111,378.00	-
DENA GUJARAT GRAMIN BANK ( 4492 )	-	69,282.95
DENA GUJARAT GRAMIN BANK - STATE ( 6043 )	209,728.25	193,757.25
SBI ANAND - WALMI-DSC	71,555.00	108,656.00
SBI DHORAJI	24,103.00	39,347.00
BANK OF BARODA, MODASA - SOIL & WATER TESTING MOBILE LABORATORY	77,720.00	370,237.00
PUNJAB NATIONAL BANK, MHOW	19,830.95	235,219.20
PUNJAB NATIONAL BANK, DEWAS(RBS PROJECT)	30,420.00	5,000.00
PUNJAB NATIONAL BANK, DEWAS (CURRENT /AC) FOR GOVERNMENT PROJECT	-	132,857.00
PUNJAB NATIONAL BANK, DEWAS (SAVING /AC) FOR GOVERNMENT PROJECT	941,775.45	-
PUNJAB NATIONAL BANK, ALIRAJPUR	926,126.00	-
SBI LUCKNOW	-	29,364.00
CASH ON HAND - A'BAD ( F/C CASH )	63.00	63.00
CASH ON HAND - A'BAD ( INDIAN CASH )	1,227.05	23,293.05
<b>TOTAL</b>	<b>11,079,887.62</b>	<b>7,143,737.26</b>



SCHEDULE - M

NOTES FORMING PART OF ACCOUNTS FOR THE YEAR ENDING ON 31ST MARCH 2015

STATEMENT ON SIGNIFICANT ACCOUNTING POLICIES:-

**1 METHOD OF ACCOUNTING**

The trust is maintaining its accounts in respect of its activity on accrual basis of accounting.

**2 FIXED ASSETS**

The fixed assets are shown at cost which includes identifiable direct expenses upto the date the assets are put to use.

**3 DEPRECIATION**

The depreciation is provided on WDV method of depreciation at the following rate of depreciation

Furniture & Fixture	10%	Office Computer	60%
Office equipments	15%	Vehicles	15%
Pantry equipments	15%	Office Building	10%
Library books	15%		

Depreciation is provided at full rates in respect of assets acquired prior to 30.9.2014 and at half the rate in respect of assets acquired after 1.10.2014. Profit/Loss on sale of depreciable assets is determined after taking into account the cost of acquisition of assets and accumulated depreciation.

**4 RETIREMENT BENEFITS**

The trust has taken gratuity policy for the staff from LIC of India. In respect of other retirement benefits the estimated liability on the date of balancesheet has not been quantified. The same will be accounted for on actual payment basis.

**5 CONTINGENT LIABILITIES**

There are no contingent liabilities.

**6 Remuneration paid to the Executive Director - Rs.887990.20**


**7 Previous year's figures in case of Balancesheet and Income & Expenditure Account have been regrouped wherever necessary.**

**Signatures to Schedule A to M**

Place :- Ahmedabad



Dated :- /14 .06.2015

  
Vijay Mahajan  
Chairman

  
V.B. Patel  
Treasurer

  
Sachin A. Oza  
Executive Director

For Chandravadan A Shah & Co.  
Chartered Accountants

C. A. Shah  
Proprietor  
Membership No.31736  
Firm Reg.No. 101692W



**SCHEDULE - C  
FIXED ASSETS**

DSC - 2014-15

PARTICULARS	GROSS BLOCK				DEPRECIATION				NET BLOCK BALANCE AS ON 31/03/15
	BALANCE AS ON 01/04/14	ADDITION/SALE DURING THE YEAR	DEDUCTION DURING THE YEAR	BALANCE AS ON 31/03/15	BALANCE AS ON 01/04/14	DEPRECIATION FUND TRANSFER TO ASSET A/C	PROVISION FOR THE YEAR YEAR	BALANCE AS ON 31/03/15	
<b>LAND &amp; BUILDING</b>									
LAND FOR BOPAL OFFICE PREMISES	1,770,848.00			1,770,848.00	-		-	-	1,770,848.00
BOPAL OFFICE PREMISES	9,540,308.32			9,540,308.32	6,244,544.77		325,576.36	6,574,121.13	2,966,187.19
<b>SUB TOTAL</b>	<b>11,311,156.32</b>	<b>-</b>	<b>-</b>	<b>11,311,156.32</b>	<b>6,244,544.77</b>	<b>-</b>	<b>325,576.36</b>	<b>6,574,121.13</b>	<b>4,737,035.19</b>
<b>FURNITURE &amp; FIXTURE</b>									
FURNITURE & FIXTURE - DSC	1,068,732.83			1,068,732.83	750,599.01		3,813.38	782,412.39	286,320.44
FURNITURE & FIXTURE - TRG. CENTRE	893,397.34			893,397.34	568,112.10		32,528.52	600,640.62	292,756.72
ELECTRIC FITTINGS - DSC	6,100.00			6,100.00	5,421.63		101.76	5,523.39	576.61
FURNITURE & FIXTURE - CPL	179,653.00			179,653.00	142,629.14		2,702.39	146,331.53	33,321.47
FURNITURE & FIXTURE - VISNAGAR	153,860.00			153,860.00	44,369.23		10,949.08	55,318.31	98,541.69
FURNITURE & FIXTURE - DHARI	56,865.00			56,865.00	38,152.66		7,771.23	40,923.89	15,941.11
FURNITURE & FIXTURE - HIMATNAGAR	39,350.50			39,350.50	26,582.66		976.78	30,559.44	8,791.06
FURNITURE FIXTURE - DANTIWADA	8,340.00			8,340.00	6,782.78		155.72	6,938.50	1,401.50
FURNITURE FIXTURE - MEGHRAJ	37,549.00	1,325.00		54,874.00	22,146.70		2,406.48	24,553.18	30,320.82
FURNITURE & FIXTURE - DSC VAHELAL	20,035.00			20,035.00	12,041.06		769.39	12,840.45	7,194.55
FURNITURE & FIXTURE - DSC MAN	8,950.00	8,400.00		97,350.00	2,943.41		5,020.66	7,964.07	89,385.93
FURNITURE & FIXTURE - DSC ANAND-WALMI	13,455.00			13,455.00	4,657.01		879.80	5,536.81	7,918.19
FURNITURE & FIXTURE - DSC MODASA	3,000.00			3,000.00	1,419.90		158.01	1,577.91	1,422.09
FURNITURE & FIXTURE - MOBILE LABORATORY	3,900.00			3,900.00	1,483.37		241.66	1,725.03	2,174.97
FURNITURE & FIXTURE - DHORAJI	20,355.00			20,355.00	5,834.78		7,452.02	7,286.80	13,068.20
FURNITURE & FIXTURE - MHOW (M.P.)	92,215.00			92,215.00	13,591.34		7,862.37	21,453.71	70,761.29
FURNITURE & FIXTURE - DSC Lucknow	8,108.00			8,108.00	405.40		770.26	1,175.66	6,932.34
FURNITURE & FIXTURE - DSC DEWAS	7,433.00			7,433.00	371.65		706.14	1,077.79	6,355.21
FURNITURE & FIXTURE - Alirajpur	-	44,900.00		40,900.00	-		2,045.00	2,045.00	38,855.00
FURNITURE & FIXTURE - KUKSHI	-	3,300.00		37,300.00	-		865.00	1,865.00	35,435.00
<b>SUB TOTAL</b>	<b>2,621,298.67</b>	<b>184,925.00</b>	<b>-</b>	<b>2,805,223.67</b>	<b>1,651,543.83</b>	<b>-</b>	<b>106,205.65</b>	<b>1,757,749.48</b>	<b>1,047,474.19</b>
<b>DSC VEHICLES</b>									
TATA SUMO GJ - 1 - HC - 8410	498,223.00		498,223.00	-	431,754.39	431,754.39	-	-	-
TATA-712-3800 VAN FOR LABORATORY	1,294,059.00			1,294,059.00	618,552.11		10,326.03	719,878.14	574,180.86
TATA SJMO GRANDE	797,393.00			797,393.00	344,421.46		6,945.73	412,367.19	385,025.81
<b>SUB TOTAL</b>	<b>2,589,675.00</b>	<b>-</b>	<b>498,223.00</b>	<b>2,091,452.00</b>	<b>1,394,727.96</b>	<b>431,754.39</b>	<b>167,271.76</b>	<b>1,132,245.33</b>	<b>959,206.67</b>
<b>OFFICE EQUIPMENTS &amp; INSTRUMENTS</b>									
DSC OFFICE EQUIPMENTS	1,243,589.49	24,417.00		1,268,006.49	1,027,288.16		35,732.75	1,063,020.91	204,985.58
OFFICE EQUIPMENT - CPL	31,900.00			31,900.00	30,369.32		229.60	30,598.92	1,301.08
PANTRY EQUIPMENTS - DSC	11,595.00			11,595.00	11,352.01		36.45	11,388.46	206.54
PANTRY EQUIPMENTS - CPL	1,100.00			1,100.00	1,065.97		5.10	1,071.07	28.93
AUDIO VISUAL EQUIPMENTS - DSC	587,052.00			587,052.00	493,591.54		1,020.57	507,602.11	79,449.89
AUDIO VISUAL EQUIPMENTS - CPL	7,710.00			7,710.00	7,387.15		48.43	7,435.58	274.42
OFFICE EQUIPMENTS - VISNAGAR	148,502.00			148,502.00	29,584.85		17,837.57	47,422.42	101,079.58
OFFICE EQUIPMENTS - DANTIWADA	675.00			675.00	650.66		3.65	654.31	20.69
OFFICE EQUIPMENT - DSC VAHELAL	60,280.00			60,280.00	11,424.24		7,328.36	18,752.60	41,527.40
INSTRUMENTS - DHARI	12,199.00			12,199.00	11,721.08		71.69	11,792.77	406.23
INSTRUMENTS - MEGHRAJ	90,808.00			90,808.00	33,435.16		5,605.93	42,041.09	48,766.91
Instrument - Visnagar	17,050.00			17,050.00	1,278.75		2,365.69	3,644.44	13,405.56
Instrument - Himatnagar	6,500.00			6,500.00	487.50		901.88	1,389.38	5,110.62
Instrument - Modasa	6,500.00			6,500.00	487.50		901.88	1,389.38	5,110.62
Instrument - Dhoraji	2,600.00			2,600.00	195.00		360.75	555.75	2,044.25
Instrument - Vahelal	2,250.00			2,250.00	168.75		312.19	480.94	1,769.06
PHOTOCOPIER - DSC	84,000.00	13,000.00		94,000.00	12,600.00		1,460.00	24,060.00	69,940.00
OFFICE EQUIPMENT DHARI	16,535.00			16,535.00	10,561.62		896.01	11,457.63	5,077.37
OFFICE EQUIPMENT HIMATNAGAR	76,069.00	3,395.00		84,464.00	8,530.16		1,865.08	19,395.24	65,068.76
OFFICE EQUIPMENT MEGHRAJ	56,989.00	15,995.00		72,984.00	14,584.24		5,239.09	22,823.33	50,160.67
OFFICE EQUIPMENT MODASA	88,492.00			88,492.00	14,781.59		1,056.56	25,838.15	62,653.85
OFFICE EQUIPMENT MAN	38,900.00	3,950.00		48,850.00	18,905.14		2,745.48	22,650.62	26,199.38
OFFICE EQUIPMENT MAN-RDIT	8,000.00	55,599.00		63,599.00	600.00		5,279.93	5,879.93	57,719.07
OFFICE EQUIPMENT JOBAT	34,900.00	64,544.00		99,444.00	17,797.30		7,406.21	25,203.51	74,240.49
OFFICE EQUIPMENT JOBAT-RDIT	8,000.00	5,999.00		65,999.00	600.00		5,639.93	6,239.93	59,759.07
SCIENTIFIC EQUIPMENTS - MOBILE LABORATORY	1,349,105.00	13,201.00		1,466,306.00	638,126.10		116,786.93	755,913.03	730,392.97



PARTICULARS	GROSS BLOCK				DEPRECIATION				NET BLOCK BALANCE AS ON 31/03/15
	BALANCE AS ON 01/04/14	ADDITION/SALE DURING THE YEAR	DEDUCTION DURING THE YEAR	BALANCE AS ON 31/03/15	BALANCE AS ON 01/04/14	DEPRECIATION FUND TRANSFER TO ASSET A/C	PROVISION FOR THE YEAR YEAR	BALANCE AS ON 31/03/15	
OFFICE EQUIPMENTS - MOBILE LABORATORY	211,635.00			211,635.00	95,486.18		17,422.31	112,908.49	98,726.51
OFFICE EQUIPMENT DHORAJI	51,765.00	5,500.00		57,265.00	3,130.78		6,957.63	15,088.41	42,176.58
OFFICE EQUIPMENT ANAND	6,785.00			6,785.00	3,243.19		531.27	3,774.46	3,010.54
OFFICE EQUIPMENT MHOW (M.P.)	28,902.00			28,902.00	4,230.13		3,700.78	7,930.91	20,971.09
Office Equipment - DSC Lucknow	8,449.00			8,449.00	633.68		1,172.30	1,805.98	6,643.02
Office Equipment - Dewas	3,900.00	28,999.00		32,899.00	292.50		3,953.55	4,246.35	28,652.95
<b>SUB TOTAL</b>	<b>4,302,736.49</b>	<b>418,599.00</b>	<b>-</b>	<b>4,721,335.49</b>	<b>2,512,580.25</b>	<b>-</b>	<b>303,875.55</b>	<b>2,814,455.30</b>	<b>1,966,879.69</b>
<b>COMPUTERS</b>									
COMPUTER SYSTEMS - DSC	1,174,932.60	34,400.00	59,613.00	1,149,719.60	1,062,925.27	59,612.00	77,523.80	1,080,837.37	68,862.53
COMPUTER SYSTEMS - VISNAGAR	160,350.00			160,350.00	77,363.73		49,791.76	127,155.49	33,194.51
COMPUTER SYSTEMS - HIMATNAGAR	98,225.00			98,225.00	33,917.50		35,584.50	74,502.30	23,723.00
COMPUTER SYSTEMS - SAJJATA SANGH	70,493.00			70,493.00	73,332.27		96.44	70,428.71	64.29
COMPUTER SYSTEMS - VAHELAL	60,800.00			60,800.00	37,342.84		14,074.30	51,417.14	9,382.86
COMPUTER SYSTEMS - DHARI	26,050.00			26,050.00	25,877.46		103.52	25,990.98	69.02
COMPUTER SYSTEMS - MODASA	101,475.00			101,475.00	42,119.48		35,613.31	77,732.79	23,742.21
COMPUTER SYSTEMS - MEGHRAJ	67,400.00			67,400.00	42,079.92		15,192.05	57,271.37	10,128.03
COMPUTER SYSTEMS - DSC,MAN	15,500.00	31,200.00		46,700.00	15,388.90		9,426.66	24,815.56	21,884.44
COMPUTER SYSTEMS - DSC,MAN-RDIT	40,000.00			40,000.00	12,000.00		16,800.00	28,800.00	11,200.00
COMPUTER SYSTEMS - DSC,JOBAT (M.P.R.L.P.)	15,500.00	70,000.00		85,500.00	15,341.28		21,095.23	36,436.51	49,063.49
COMPUTER SYSTEMS - DSC,JOBAT -RDIT	40,000.00			40,000.00	12,000.00		16,800.00	28,800.00	11,200.00
COMPUTER SYSTEMS - DSC ANAND-WALMI	23,600.00			23,600.00	23,177.09		253.75	23,430.34	169.16
COMPUTR SYSTEM - MOBILE LABORATORY	28,150.00			28,150.00	27,429.36		432.38	27,851.74	288.26
COMPUTER SYSTEMS - DSC, DHORAJI	22,500.00			22,500.00	21,492.00		604.80	22,096.30	403.20
COMPUTER SYSTEMS - DSC, MHOW	25,000.00			25,000.00	21,000.00		2,400.00	23,400.00	1,600.00
COMPUTER - DSC Lucknow	90,700.00			90,700.00	43,350.00		26,610.00	72,990.00	17,740.00
Computer - Dewas	34,900.00			34,900.00	13,470.00		14,658.00	25,128.00	9,772.00
PRINTERS - DSC	26,700.00		26,000.00	700.00	25,984.02	25,882.00	358.79	430.31	239.19
PRINTERS-SAJJATA SANGH	15,200.00			15,200.00	15,132.76		40.34	15,173.10	26.90
PRINTERS- MEGHRAJ	21,400.00	10,100.00		31,500.00	21,065.85		3,230.49	24,296.34	7,203.66
PRINTER - DSC,MAN	11,900.00			11,900.00	11,450.98		269.41	11,720.39	179.61
PRINTER - DSC,JOBAT - (M.P.R.L.P.)	11,900.00	13,000.00		24,900.00	11,434.08		4,179.55	15,613.33	9,286.37
PRINTER - DSC ANAND-WALMI	5,500.00			5,500.00	5,401.44		59.14	5,450.58	39.42
PRINTER - DSC, HIMATNAGAR	5,600.00			5,600.00	5,499.65		60.21	5,559.36	40.14
PRINTER - MOBILE LABORATORY	5,150.00			5,150.00	5,018.16		79.10	5,097.26	52.74
PRINTER - DSC, DHCRAJI	6,450.00			6,450.00	3,161.04		173.38	6,334.42	115.58
PRINTER - DSC, MHOW	11,600.00	6,850.00		18,450.00	3,343.20		3,409.08	12,752.28	5,697.72
PRINTER-Visnagar	24,600.00			24,600.00	7,380.00		10,332.00	17,712.00	6,888.00
PRINTER-DHARI	7,150.00			7,150.00	4,290.00		1,716.00	6,036.00	1,144.00
Printer - DSC Lucknow	10,000.00			10,000.00	3,000.00		2,400.00	8,400.00	1,600.00
Printer - Dewas	-			-	-		-	-	-
SOIL TESTING REPORT SOFTWARE	40,000.00	40,000.00		80,000.00	33,976.00		24,614.40	63,590.40	15,409.60
LIBRARY SOFTWARE - DSC LIBRARY	64,428.00			64,428.00	64,354.11		44.33	64,338.44	29.56
VOLAC FINANCIAL ACCOUNTING SOFTWARE - DSC	96,180.00			96,180.00	83,545.32		3,980.81	93,526.13	2,653.87
Telly ERP Software	27,000.00			27,000.00	3,100.00		11,340.00	19,440.00	7,560.00
MIS SOFTWARE	570,000.00	100,000.00		670,000.00	285,000.00		201,000.00	486,000.00	184,000.00
<b>SUB TOTAL</b>	<b>3,056,333.60</b>	<b>305,550.00</b>	<b>85,613.00</b>	<b>3,276,270.60</b>	<b>2,221,743.71</b>	<b>85,494.00</b>	<b>604,347.53</b>	<b>2,740,597.24</b>	<b>535,673.36</b>
<b>LIBRARY BOOKS</b>	<b>67,448.20</b>			<b>67,448.20</b>	<b>63,675.28</b>		<b>265.94</b>	<b>65,941.22</b>	<b>1,506.98</b>
<b>SUB TOTAL</b>	<b>67,448.20</b>	<b>-</b>	<b>-</b>	<b>67,448.20</b>	<b>63,675.28</b>	<b>-</b>	<b>265.94</b>	<b>65,941.22</b>	<b>1,506.98</b>
<b>TOTAL</b>	<b>23,948,648.28</b>	<b>908,074.40</b>	<b>583,836.00</b>	<b>24,272,886.28</b>	<b>14,083,816.80</b>	<b>517,248.39</b>	<b>1,513,542.79</b>	<b>15,085,110.20</b>	<b>9,187,776.08</b>

Previous Year



21,471,543.28

1,687,335.40

32,000.00

23,125,878.28

11,443,584.97

24,802.08

1,154,492.68

12,578,275.57

10,548,602.71

DEVELOPMENT SUPPORT CENTRE, AHMEDABAD

MARUTI NANDAN VILLA, NEAR GOVERNMENT TUBE WELL, BOPAL, AHMEDABAD 380 058

GROUPINGS FOR INCOME & EXPENDITURE A/C FORMING PART OF ACCOUNTS FOR THE YEAR 2014-15

SR. NO.	PARTICULARS	2014-15	2013-14
		AMOUNT RS.	AMOUNT RS.
<b>1</b>	<b>MISCELLANEOUS INCOME</b>		
	PIM MATERIALS	120,580.00	34,550.00
	PIM VIDEO CASSETTE / KIYADAR NI VAT	-	2,520.00
	VAHIVAT NO VAT/KRUSHI PANCHAMRUT	-	180.00
	CANAL REHABILITATION FILM / KHUD NAHER SAMBHALENGE	-	1,080.00
	IWMP BOOKLET	-	5,000.00
	SERVICE CHARGES RECEIVED ON CREDIT ASSISTANCE FROM DKVPCL	-	16,986.00
	STAFF (USE OF DSC VEHICLE, TELEPHONE - ETC)	-	4,232.00
	MISCELLANEOUS INCOME	30,424.00	1,798.00
	STAFF TEA CONTRIBUTION	7,000.00	5,775.00
	<b>TOTAL</b>	<b>158,004.00</b>	<b>72,121.00</b>
<b>2</b>	<b>INTEREST</b>		
	SAVINGS BANK ACCOUNTS	130,743.11	113,383.62
	INVESTMENTS & FIXED DEPOSIT	1,401,908.58	1,312,146.78
	<b>TOTAL</b>	<b>1,532,651.69</b>	<b>1,425,530.40</b>
<b>3</b>	<b>OFFICE OPERATION EXPENSES</b>		
	PHOTOCOPY CHARGES	166,110.60	32,864.00
	STATIONERY CONSUMABLE	59,083.00	42,614.00
	PANTRY CONSUMABLE	46,834.00	48,842.00
	COMPUTER CONSUMABLE	39,308.00	22,826.00
	NEWS PAPER & PERIODICAL	10,266.00	14,472.00
	TELECOMMUNICATION EXPENSES	168,252.80	205,968.73
	POSTAGE COURIER CHARGES	13,761.35	18,199.97
	BANK COMMISSION CHARGES	6,769.60	13,409.00
	EXPENSES FOR OFFICE GUESTS	13,978.00	7,529.00
	ELECTRICITY CHARGES	124,206.00	101,584.25
	REGISTRATION CHARGES	1,300.00	-
	BOARD MEETING EXPENSES	29,589.40	48,699.00
	OTHER PERSONNEL ADMINISTRATION EXPENSES	949.00	2,274.00
	MISCELLANEOUS EXPENSES	4,583.00	2,700.00
	REPAIRS & MAINTENANCE - OFFICE	67,430.00	302,182.00
	REPAIRS & MAINTENANCE - HARDWARE/SOFTWARE MAINTENANCE	226,826.00	64,883.00
	P.F ADMIN CHARGE	177,887.00	111,175.68
	SECURITY & UPKEEP	183,075.00	192,848.00
	RECRUITMENT EXPENSES	13,244.00	17,523.00
	ANNUAL SUBSCRIPTION CHARGES	1,686.00	1,349.00
	SERVICE CHARGES PAID ON CREDIT ASSISTANCE FROM NABARD	10,290.00	14,560.00
	ADMINISTRATIVE COST FROM EC VRUTTI IWRM PROJECT	225,587.00	87,292.00
	PROGRAMME OVERHEADS BETTER MANAGEMENT PRACTICES - COTTON	19,062.10	42,570.24
	RATES & TAXES & STAMP FEES CHARGE	450.00	2,315.00
	LEGAL PROFESSIONAL FEES	50,200.00	20,000.00
	INTEREST ON LOAN ACCOUNT	66,601.00	-
	AUDIT EXPENSES	14,769.00	17,015.00
	<b>TOTAL</b>	<b>1,742,097.85</b>	<b>1,435,694.87</b>
<b>4</b>	<b>CAPACITY BUILDING PROGRAMME EXPENSES</b>		
	TRAINING STAFF SALARY	3,675,891.97	3,008,889.53
	TRAINING FOOD	565,649.00	485,423.00
	TRAINING ACCOMODATION	17,528.00	283,881.00
	TRAINING MATERIAL	230,604.00	200,101.68
	TRAINING OVERHEADS	65,011.00	110,591.25
	EXPOSURE VISIT EXPENSES	819,999.00	4,024,191.00
	RESOURCE PERSONNELS	103,950.00	102,150.00
	RESOURCE PERSON TRAVEL	15,934.00	14,888.00
	TRAVEL & VEHICLE COST	-	185,405.00
	TRAINING EXPENSES (OTHER)	25,460.00	149,735.01
	<b>TOTAL CAPACITY BUILDING EXPENSES</b>	<b>5,279,576.97</b>	<b>6,654,205.37</b>
<b>5</b>	<b>RESEARCH PROGRAMME EXPENSES</b>		
	RESEARCH STAFF SALARY	901,013.17	977,204.47
	CONSULTANCY FEES	240,000.00	382,639.00
	CONSULTANCY TRAVEL	3,001.00	-
	RESEARCH/STUDY OTHER EXPENSES	421,978.00	39,436.00
	TRAVEL EXPENSES FOR RESEARCH	-	85,143.00
	RESEARCH TRAINING & WORKSHOP	-	7,818.00
	INVESTIGATOR'S TRAVEL & HONORARIUM	-	34,000.00
	<b>TOTAL</b>	<b>1,565,992.17</b>	<b>1,526,240.47</b>
<b>6</b>	<b>POLICY ADVOCACY PROGRAMME EXPENSES</b>		
	POLICY ADVOCACY STAFF SALARY	257,743.13	762,251.91
	<b>TOTAL</b>	<b>257,743.13</b>	<b>762,251.91</b>
<b>7</b>	<b>DEVELOPMENT OF COMMUNICATION &amp; INFORMATION MATERIAL</b>		
	COMM. & INFO.SERVICES STAFF SALARY	719,445.74	1,135,826.56
	SUBSCRIPTION CHARGES	9,151.00	2,915.00
	PUBLICATIONS OF BOOKLETS,PANELS & OTHER COMMUNICATION MATERIAL	1,230.00	705,007.00
	PRODUCTION/REPRODUCTION OF FILMS/VIDEO CDS	89,220.00	163,071.00
	MAINTENANCE OF WEBSITE	41,000.00	24,511.00
	COMMUNICATION	611,410.00	725,661.43
	CAMPAINING/VIDEO SHOW EXPENSES	-	107,270.00
	<b>TOTAL</b>	<b>1,471,456.74</b>	<b>2,864,261.99</b>
<b>8</b>	<b>SUPPORT TO KPCL</b>		
	CONSULTANCY FEES-KPCL	227,700.00	-
	PLACEMENT STUDENT EXPENSES-KPCL	90,000.00	-
	TRAINING & WORKSHOP EXPENSES-KPCL	1,270.00	-
	SUPPORT TO KPCL	1,116,380.25	1,551,688.20
	<b>TOTAL</b>	<b>1,435,350.25</b>	<b>1,551,688.20</b>



SR. NO.	PARTICULARS	2014-15	2013-14
		AMOUNT RS.	AMOUNT RS.
<b>PROGRAMME EXP ( RAINFED AREA FIELD UNITS )</b>			
<b>9</b>	<b>EXPENSES THROUGH DHARI FIELD UNIT</b>	<b>2014-15</b>	<b>2013-14</b>
	SALARIES TO STAFF	244,662.00	242,594.00
	TRAVELLING EXPENSES	33,386.00	29,451.00
	OFFICE ADMINISTRATION EXPENSES	7,002.82	49,303.82
	CAPACITY BUILDING EXPENSES	118,201.00	116,026.00
	COMMUNICATION EXPENSES	21,035.00	56,095.00
	PROGRAMMES EXPENSES	396,829.00	115,909.00
	<b>EXPENSES THROUGH DHARI FIELD UNIT-TOTAL</b>	<b>821,115.82</b>	<b>609,378.82</b>
<b>9</b>	<b>EXPENSES THROUGH MEGHRAJ FIELD UNIT</b>	<b>2014-15</b>	<b>2013-14</b>
	SALARIES TO STAFF	1,889,856.00	1,297,406.00
	TRAVELLING EXPENSES	275,300.00	75,346.00
	OFFICE ADMINISTRATION EXPENSES	234,067.21	169,569.78
	CAPACITY BUILDING EXPENSES	127,052.00	529,471.00
	COMMUNICATION EXPENSES	60,425.00	17,881.00
	PROGRAMMES EXPENSES	2,102,610.00	1,445,383.00
	<b>EXPENSES THROUGH MEGHRAJ FIELD UNIT-TOTAL</b>	<b>4,689,310.21</b>	<b>3,535,056.78</b>
<b>10</b>	<b>EXPENSES THROUGH MHOW(MADHYA PRADESH) FIELD UNIT</b>	<b>2014-15</b>	<b>2013-14</b>
	SALARIES TO STAFF	1,177,843.00	1,058,918.00
	TRAVELLING EXPENSES	376,587.00	177,217.00
	OFFICE ADMINISTRATION EXPENSES	141,810.25	278,177.00
	CAPACITY BUILDING EXPENSES	60,086.00	339,076.00
	COMMUNICATION EXPENSES	1,350.00	19,967.00
	PROGRAMMES EXPENSES	1,345,374.00	1,014,250.80
	<b>EXPENSES THROUGH MHOW(MADHYA PRADESH) FIELD UNIT-TOTAL</b>	<b>3,103,050.25</b>	<b>2,887,614.80</b>
<b>11</b>	<b>EXPENSES THROUGH ALIRAJPUR(MADHYA PRADESH) FIELD UNIT</b>		
	SALARIES TO STAFF	337,592.00	-
	TRAVELLING EXPENSES	80,678.00	-
	OFFICE ADMINISTRATION EXPENSES	45,375.00	-
	CAPACITY BUILDING EXPENSES	10,996.00	-
	PROGRAMMES EXPENSES	30,860.00	-
	<b>EXPENSES THROUGH DEWAS(MADHYA PRADESH) FIELD UNIT-TOTAL</b>	<b>505,501.00</b>	<b>-</b>
<b>12</b>	<b>EXPENSES THROUGH DEWAS(MADHYA PRADESH) FIELD UNIT</b>		
	SALARIES TO STAFF	555,135.00	94,355.00
	TRAVELLING EXPENSES	173,348.00	32,424.00
	OFFICE ADMINISTRATION EXPENSES	146,538.55	41,299.00
	CAPACITY BUILDING EXPENSES	94,126.00	45,629.00
	COMMUNICATION EXPENSES	41,992.00	-
	PROGRAMMES EXPENSES	2,322,071.00	897,530.00
	<b>EXPENSES THROUGH DEWAS(MADHYA PRADESH) FIELD UNIT-TOTAL</b>	<b>3,333,210.55</b>	<b>1,111,237.00</b>
<b>PROGRAMME EXP ( RAINFED AREA FIELD UNITS )-GRAND TOTAL</b>		<b>12,452,187.83</b>	<b>8,143,287.40</b>



SR. NO.	PARTICULARS	2014-15	2013-14
		AMOUNT RS.	AMOUNT RS.
12	PIM CAPACITY BUILDING EXPENSES IN COLLABORATION WITH WALMI	2014-15	2013-14
	SALARIES TO STAFF	183,129.00	131,005.00
	TRAVELLING EXPENSES	8,176.00	64,688.00
	OFFICE ADMINISTRATION EXPENSES	13,702.33	4,595.93
	CAPACITY BUILDING EXPENSES	689,586.00	326,488.00
	EXPENSES THROUGH ANAND FIELD UNIT-TOTAL	894,593.33	526,776.93
PROGRAMME EXP ( IRRIGATED AREA FIELD UNITS )			
13	EXPENSES THROUGH VISNAGAR UNIT	2014-15	2013-14
	SALARIES TO STAFF	2,184,986.00	1,832,273.00
	TRAVELLING EXPENSES	385,834.00	45,076.00
	OFFICE ADMINISTRATION EXPENSES	207,357.91	250,772.82
	CAPACITY BUILDING EXPENSES	774,743.00	1,302,487.00
	COMMUNICATION EXPENSES	93,890.00	451,731.00
	PROGRAMMES EXPENSES	1,658,908.00	1,280,069.00
	EXPENSES THROUGH VISNAGAR UNIT-TOTAL	5,305,816.91	5,252,408.82
14	EXPENSES THROUGH HIMATGAR FIELD UNIT	2014-15	2013-14
	SALARIES TO STAFF	755,331.00	615,864.00
	TRAVELLING EXPENSES	120,474.00	9,699.00
	OFFICE ADMINISTRATION EXPENSES	163,110.81	141,517.46
	CAPACITY BUILDING EXPENSES	343,238.00	380,659.00
	COMMUNICATION EXPENSES	-	124,190.00
	PROGRAMMES EXPENSES	2,718,156.00	1,708,847.00
	EXPENSES THROUGH HIMATGAR FIELD UNIT-TOTAL	4,100,309.81	2,900,876.46
15	EXPENSES THROUGH MODASA FIELD UNIT	2014-15	2013-14
	SALARIES TO STAFF	1,171,240.00	901,512.00
	TRAVELLING EXPENSES	144,097.00	45,028.00
	OFFICE ADMINISTRATION EXPENSES	167,174.85	156,275.95
	CAPACITY BUILDING EXPENSES	520,720.00	411,347.00
	COMMUNICATION EXPENSES	60,469.00	72,856.00
	PROGRAMMES EXPENSES	2,409,910.00	1,638,578.00
	EXPENSES THROUGH MODASA FIELD UNIT-TOTAL	4,473,610.85	3,225,596.95
16	EXPENSES THROUGH KUJAD FIELD UNIT	2014-15	2013-14
	SALARIES TO STAFF	707,348.00	657,257.00
	TRAVELLING EXPENSES	186,318.00	28,601.00
	OFFICE ADMINISTRATION EXPENSES	120,754.43	118,377.23
	CAPACITY BUILDING EXPENSES	345,235.00	352,420.00
	COMMUNICATION EXPENSES	18,190.00	155,658.00
	PROGRAMMES EXPENSES	508,822.00	391,032.00
	EXPENSES THROUGH KUJAD FIELD UNIT-TOTAL	1,886,667.43	1,703,345.23
17	EXPENSES THROUGH DHORAJI FIELD UNIT	2014-15	2013-14
	SALARIES TO STAFF	628,571.00	665,962.00
	TRAVELLING EXPENSES	118,973.00	35,704.00
	OFFICE ADMINISTRATION EXPENSES	98,522.84	106,356.75
	CAPACITY BUILDING EXPENSES	288,300.00	276,205.00
	COMMUNICATION EXPENSES	27,434.00	50,267.00
	PROGRAMMES EXPENSES	137,811.00	142,292.00
	EXPENSES THROUGH DHORAJI FIELD UNIT-TOTAL	1,299,611.84	1,276,876.75
18	EXPENSES THROUGH MANAWAR(MADHYA PRADESH) FIELD UNIT	2014-15	2013-14
	SALARIES TO STAFF	1,075,505.00	686,457.00
	TRAVELLING EXPENSES	104,190.00	70,073.00
	OFFICE ADMINISTRATION EXPENSES	125,645.00	55,298.00
	CAPACITY BUILDING EXPENSES	236,678.00	561,386.00
	COMMUNICATION EXPENSES	70,500.00	28,730.00
	PROGRAMMES EXPENSES	974,633.00	222,654.00
	EXPENSES THROUGH MANAWAR(MADHYA PRADESH) FIELD UNIT-TOTAL	2,667,151.00	1,605,300.00
19	EXPENSES THROUGH KUKSHI(MADHYA PRADESH) FIELD UNIT	2014-15	2013-14
	SALARIES TO STAFF	619,375.00	470,726.00
	TRAVELLING EXPENSES	158,878.00	30,516.00
	OFFICE ADMINISTRATION EXPENSES	106,224.00	58,254.00
	CAPACITY BUILDING EXPENSES	116,079.00	441,713.00
	COMMUNICATION EXPENSES	75,300.00	14,794.00
	PROGRAMMES EXPENSES	554,844.00	158,005.00
	EXPENSES THROUGH KUKSHI(MADHYA PRADESH) FIELD UNIT-TOTAL	1,630,700.00	1,174,018.00
20	EXPENSES THROUGH LUCKNOW(UTTAR PRADESH) FIELD UNIT		
	SALARIES TO STAFF	495,710.00	612,688.00
	TRAVELLING EXPENSES	92,641.00	81,281.00
	OFFICE ADMINISTRATION EXPENSES	26,029.00	73,132.00
	CAPACITY BUILDING EXPENSES	20,460.00	208,848.00
	COMMUNICATION EXPENSES	111,035.00	-
	EXPENSES THROUGH LUCKNOW(UTTAR PRADESH)FIELD UNIT-TOTAL	745,875.00	975,929.00
21	UPWSRP PHASE II - ARF EXPENSES		
	DIAGNOSTIC STUDY IN UPWSRP	-	88,000.00
	ABC WORKSHOP	-	220,545.00
	DEVELOPING MODEL PIM EXPENSES	120,000.00	180,000.00
	PROGRAMME MANAGEMENT EXPENSES	-	600,000.00
	HUMAR RESOURCES EXPENSES	1,004,000.00	2,901,030.00
	TOTAL	1,124,000.00	3,989,545.00
PROGRAMME EXP ( IRRIGATED AREA FIELD UNITS )-GRAND TOTAL		23,233,742.84	22,183,996.21

