

Client	<b>Baroda Lions Education Trust</b>	Building	<b>BHS Alkapuri</b>	Name	<b>Dhaval Shah</b>	Email	<b><u>dhavalshah@barodahighschool.com</u></b>	Phone	<b>+91 98980 06475</b>
Area A	Site Access Security Staff	Area B	Office Staff	Area C	Faculty	Area D	Front gate	Area E	Main Entrance (Old Building)
Area F	Parking - Adjacent Entrance	Area G	Parking - Main	Area H	Main Entrance Steps	Area I	Main Entrance Ramp	Area J	Stair -1 to Ground (SNEH)
Area K	Stair -1 to Ground (Junior KG)	Area L	Courtyard	Area M	Ramp at back of school	Area N	Stage Area in Courtyard	Area O	2 x Main Stairs
Area P	Girls/Boy GFToilet	Area Q	Girls and Boys 1st Flr	Area R		Area S		Area T	

Sensitisation						Alighting Point						
ID	Description	Security	Office	Faculty	Student	ID	Description	Area D	Area E			
		Area A	Area B	Area C								
						26	At each main public/work entrance	N	N			
1	Key person assigned to PWD related affairs		N/A	N/A	N/A	27	Symbols on signs to guide to entry	N	N			
2	Staff know who is the person for PWD affairs	N/A	N/A	N/A	N/A	28	Path has no step to walk/wheelchair.	N	N			
3	Staff know parking/toilet/entrance etc	N	N	N	N/A	29	Kerb ramp has max 1:12 (4.8°)	N/A	N/A			
4	Know to avoid use of terms rude/PC to PWD	?	?	?	N/A	30	Surface is even non-slip	N/A	N/A			
5	Know to avoid inappropriate assistance	?	?	?	N/A	31	Tactile Ground Surface Indicators	N	N			
6	Faculty are given PD to identify/respond to PWD			?		32	Site map in braille in entrance	N	N			
7	Faculty early intervention methods awareness			?		33	Kerb Height Less than 6" (150mm)	N	N			
8	Special Needs Policy (Such as Special Education Needs)		N	N		34	Any slope along the paths < 3.8°	N/A	N/A			
9						35	Adequate light along all pathways.	N/A	N/A			
10						36	Bollards no less than 1m apart.	N/A	N/A			
11						37	Path is covered from weather	N	N			
12						38						
13						39						
14						40						
15						41						
16						42						
17						43						
18						44						
19						45						
20						46						
21						47						
22						48						
23						49						
24						50						

Client	<b>Baroda Lions Education Trust</b>	Building	<b>BHS Aikapuri</b>	Name	<b>Dhaval Shah</b>	Email	<b><a href="mailto:dhavalshah@barodahighschool.com">dhavalshah@barodahighschool.com</a></b>	Phone	<b>+91 98980 06475</b>
Area A	Site Access Security Staff	Area B	Office Staff	Area C	Faculty	Area D	Front gate	Area E	Main Entrance (Old Building)
Area F	Parking - Adjacent Entrance	Area G	Parking - Main	Area H	Main Entrance Steps	Area I	Main Entrance Ramp	Area J	Stair -1 to Ground (SNEH)
Area K	Stair -1 to Ground (Junior KG)	Area L	Courtyard	Area M	Ramp at back of school	Area N	Stage Area in Courtyard	Area O	2 x Main Stairs
Area P	Girls/Boy GFToilet	Area Q	Girls and Boys 1st Flr	Area R		Area S		Area T	




Parking					Stepped Level Change							
ID	Description	Area E	Area F		ID	Description	Area H	J	K	L	N	O
51	Designated parking Y/N	N	N		76	Number Steps (incl landing)	3	18	9	3	2	9
52	Less than 30m from entrance Y/N	N	N		77	Step Height/Rise	160	150	170	150	200	150
53	Space Width	N	N		78	Step Depth/Tread/Run	450	280	280	300	UNEVEN	280
54	Space Length	N	N		79	Step Width	3100	1000	1450	VARIOUS	UNEVEN	1200
55	Aisle Width	N	N		80	Nosing less than 12mm Y/N	Y	Y	Y	Y	Y	Y
56	Aisle Length	N	N		81	Nonslip Contrast Nosing Y/N	N	N	N	N	N	N
57	Surface Marking of Edges and Aisle	N	N		82	Surface Non-slip Y/N	Y	Y	Y	Y	Y	Y
58	International Symbol for Disabled	N	N		83	Closed step, not open Y/N	Y	Y	Y	Y	Y	Y
59	Sign for direction to parking	N	N		84	Handrail Diameter	NONE	70	NONE	NONE	NONE	40
60	Signpost at parking	N	N		85	Handrail Extension Bottom	NONE	NONE	NONE	NONE	NONE	NONE
61	Signpost Height	N	N		86	Handrail Extension Top	NONE	NONE	NONE	NONE	NONE	NONE
62	Wheel-stop for safe route protection	N	N		87	Height of Up handrail RH	NONE	NONE	800	NONE	NONE	NONE
63					88	Height of Lwr Handrail RH	NONE	NONE	NONE	NONE	NONE	NONE
64					89	Height of Up handrail LH	NONE	800	800	NONE	NONE	750
65					90	Height of Lwr Handrail LH	NONE	NONE	NONE	NONE	NONE	NONE
66					91	Gap between wall and rail	NONE	N/A	NONE	NONE	NONE	NONE
67					92	Stair Landing Length	NONE	NONE	NONE	NONE	NONE	NONE
68					93	Clear Area Bottom	3000	6000	3000	3000	3000	3000
69					94	Clear Area Top	4000	4000	3000	10000	3000	3000
70					95	TGSI Bottom Y/N	N	N	N	N	N	N
71					96	TGSI Bottom Offset	N/A	N/A	N/A	N/A	N/A	N/A
72					97	TGS Top Y/N	N	N	N	N	N	N
73					98	TGSI Top Offset	N/A	N/A	N/A	N/A	N/A	N/A
74					99							
75					100							

Client	<b>Baroda Lions Education Trust</b>	Building	<b>BHS Aikapuri</b>	Name	<b>Dhaval Shah</b>	Email	<b><a href="mailto:dhavalshah@barodahighschool.com">dhavalshah@barodahighschool.com</a></b>	Phone	<b>+91 98980 06475</b>
Area A	Site Access Security Staff	Area B	Office Staff	Area C	Faculty	Area D	Front gate	Area E	Main Entrance (Old Building)
Area F	Parking - Adjacent Entrance	Area G	Parking - Main	Area H	Main Entrance Steps	Area I	Main Entrance Ramp	Area J	Stair -1 to Ground (SNEH)
Area K	Stair -1 to Ground (Junior KG)	Area L	Courtyard	Area M	Ramp at back of school	Area N	Stage Area in Courtyard	Area O	2 x Main Stairs
Area P	Girls/Boy GFToilet	Area Q	Girls and Boys 1st Flr	Area R		Area S		Area T	

Ramp					Toilet				
ID	Description	Area I	Area M		ID	Description	Area P	Area Q	
101	Slope Length (angled length)				126	Toilet Block Door Width	780	820	
102	Slope Run (horizontal length)				127	Type A,B, Amb, None	NONE	NONE	
103	Slope Height (Rise)				128	Room Length Type-A	N/A	N/A	
104	Number of Steps same level				129	Room Width Type-A	N/A	N/A	
105	Slope Gradient (1:??)	1:			130	Room Length Type-B	N/A	N/A	
106	Slope Angle degrees °	5.4	11.2		131	Room Width Type-B	N/A	N/A	
107	Slope Width	3500	5000		132	Room Length Ambulant	N/A	N/A	
108	Handrail Diameter	NONE	NONE		133	Room Width Ambulant	N/A	N/A	
109	Handrail Extension Bottom	NONE	NONE		134	Cubicle or toilet Door Width	N/A	N/A	
110	Handrail Extension Top	NONE	NONE		135	Door Grab Rail Width	N/A	N/A	
111	Height of Up handrail RH	NONE	NONE		136	Door Grab Rail Height	N/A	N/A	
112	Height of Lwr Handrail RH	NONE	NONE		137	Type of handle Knob/Lever	N/A	N/A	
113	Height of Up handrail LH	NONE	NONE		138	Door Handle Height	N/A	N/A	
114	Height of Lwr Handrail LH	NONE	NONE		139	Door opens outward	N/A	N/A	
115	Gap between wall and rail	NONE	NONE		140	LH space of Toilet	N/A	N/A	
116	Ramp Kerb Height	N/A	N/A		141	RH space of Toilet	N/A	N/A	
117	Surface Non-Slip Y/N	Y	Y		142	Toilet Seat Height from floor	N/A	N/A	
118	"Raised Traction Strips" Surface Y/N	N	N		143	Washbasin bottom height	N/A	N/A	
119	Clear Area Bottom	0	2000		144	Washbasin Top height	N/A	N/A	
120	Clear Area Top	2000	5000		145	LH rail from Centre of Toilet	N/A	N/A	
121	Clear area if ramp ends at doorway	N/A	N/A		146	LH grab Height from Toilet?	N/A	N/A	
122	TGSI Bottom Y/N	N	N		147	RH rail from Centre of Toilet	N/A	N/A	
123	TGSI Bottom Offset	N/A	N/A		148	RH grab Height from Toilet	N/A	N/A	
124	TGSI Top Y/N	N	N		149	Controls and Fittings Height	N/A	N/A	
125	TGSI Top Offset	N/A	N/A		150				

Client	<b>Baroda Lions Education Trust</b>	Building	<b>BHS Aikapuri</b>	Name	<b>Dhaval Shah</b>	Email	<b><u>dhavalshah@barodahighschool.com</u></b>	Phone	<b>+91 98980 06475</b>
Area A	Site Access Security Staff	Area B	Office Staff	Area C	Faculty	Area D	Front gate	Area E	Main Entrance (Old Building)
Area F	Parking - Adjacent Entrance	Area G	Parking - Main	Area H	Main Entrance Steps	Area I	Main Entrance Ramp	Area J	Stair -1 to Ground (SNEH)
Area K	Stair -1 to Ground (Junior KG)	Area L	Courtyard	Area M	Ramp at back of school	Area N	Stage Area in Courtyard	Area O	2 x Main Stairs
Area P	Girls/Boy GFToilet	Area Q	Girls and Boys 1st Flr	Area R		Area S		Area T	

Lifts				Signage						
ID	Description	Area E	Area Q	ID	Description	All				
151	Distance from main entry(m)	NONE	NONE	176	Symbol for PWD	NONE				
152	Internal length from door	N/A	N/A	177	Guide to Parking	NONE				
153	Internal width from door	N/A	N/A	178	Guide to Toilets	NONE				
154	Door width	N/A	N/A	179	Guide to Lifts	NONE				
155	Door is solid	N/A	N/A	180						
156	Door is automatic	N/A	N/A	181						
157	Door is contrasting colour	N/A	N/A	182						
158	Fire resistant (metal)	N/A	N/A	183						
159	Max height of controls	N/A	N/A	184						
160	Braille guide to floors	N/A	N/A	185						
161	Braille buttons and labels	N/A	N/A	<b>Anthropometrics/Ergonomics/Furniture/Controls/Counters</b>						
162	Grab rail back Y/N	N/A	N/A	ID	Description	Area L	Area	Area	Area	Area
163	Grab rail Sides Y/N	N/A	N/A	188	Controls and Fittings Height					
164	Grab rail height	N/A	N/A	189	Approach by Wheelchair Y/N	N				
165	Full length Mirror	N/A	N/A	190						
166	Foyer corridor width	N/A	N/A	191						
167	Symbol guides to lift	N/A	N/A	192						
168				193						
169				194						
170				195						
171				196						
172				197						
173				198						
174				199						
175				200						

1	Area D,E - Items 26-37, 51-62	2	Area D,E - Items 26-37, 51-62	3	Area I - Items 119	4	Area I - Items 106
							
5	Area I - Items 120	6	Area H - Items 76-98	7	Area H - Items 76-98	8	Area P - Items 126-149
							
9	Area P - Items 126-149	10	Area P - Items 126-149	11	Area P - Items 126-149	12	Area J - 76 to 98
							
13	Area J - 76 to 98	14	Area J - 76 to 98	15	Area K - 76 to 98	16	Area M - Item 101 to 125
							
17	Area M - Item 106	18	Area O - Items 76-98	19	Area O - Items 76-98	20	Area N - Items 76-98
							

Area	Area-wise Issues	Remediation	Resources/MOC	Images
A	Security staff were not interviewed for the audit however the demonstrated that they were insensitive to the needs of disabled by their rudeness and inability to listen to what was being explained to them.	1. Assign a senior member of staff to be the Special Needs Assigned Person (SNAP), as the first person of reference for matters pertaining to PWD including accessibility issues.	a). Administrative adjustments including HR policy, employee disciplinary, and other various policy adjustments including staff behaviour expectations, safety, etc b). Employ consultant experts for sensitivity training.	N/A
	They did not request for guidance from their supervisor/managers.	2. Staff should be informed that when they have any doubt about matters relating to PWD they should refer to that assigned person.	a). Develop all policies in-line with the current RPWDA. b). Provide SN sensitisation for all staff including contingency training. c). Update all employee manuals and SOPs in line with RPWDA.	N/A
	They were unable to suggest a suitable parking space near to the building for a person with obvious ambulatory disability.	3. Provide security staff with guidance on where PWD should park, and assist them with guidance to the main point of entry. They should know where the nearest accessible toilet is and provide guidance to the same.	a). Provide a map of school with accessible alighting, parking, entrances, lifts and toilets clearly marked (this will assist new and temporary staff and visitors).	N/A
B	Office staff were not interviewed for this audit.	1. BHS to find one senior member of staff who is prepared to take on the responsibility of learning about the needs of PWD and sharing that awareness with other staff.	a). Develop SEN policy. b). Find suitable candidates either within existing staff or from outside. c). Budgeting for training of SNAP. d). Time off for study for SNAP. e). HR adjustments to duties and remuneration.	N/A
C	Faculty were not interviewed for this audit.	To come in line with government policy and legal requirements the faculty will require PD to understand the basics of SEN. Key faculty staff will need to be amalgamated into a SEN team and through this develop SEN policies including mitigations and early intervention. The school	a). Start basic SEN training for all the faculty by visiting consultants. b). From these select those who are suitable for further study to become the school's SN educators. c). Budgeting for a) & b).	N/A
D	Front gate. The street outside the property does not have proper pavements and those entering the property are forced to mixed with vehicular traffic outside the gate. Pedestrian traffic and vehicular traffic should be separated by use of pavements and delineated vehicular roadways with pedestrian crossings where required. Lighting was not observed.	1. Provide a separate gate for pedestrian traffic. 2. Provide a pedestrian pavement from the gate to the school. In this case a pavement on the left side while facing the gate would be sufficient. Paving should be as per the NBC standards (See B-4 Approach to the Building page 77). 3. Signage for pedestrians including those with disabilities should be provided at the point of entry.	a). Planning and design of upgrades b). Budget for funding for upgrades c). Staff training.	1,2,3
E	Main Entrance (Old Building) 1. The entrance lacks suitable covered alighting point. 2. There is no signage for accessible entry point and the approaching surface is uneven and unsuitable for both ambulatory challenged and wheelchair users. 3. Slope has angle change where it meets road. 4. Designated Accessible Parking was not seen. 5. No lift to other floor. 6. Lighting was not observed.	1. Provide smooth surface approach. 2. Provide canopy for alighting point to covered area of main entrance and accessible entrance. 3. Provide signage to alternative accessible entry point. 4. Two designated accessible parking spaces to be provided. One for car and one for three-wheeler. 5. Provide lift as per NBC. These should be as per NBC B-4 Approach to the Building p77 and B-3 Designated Accessible Parking Space p75.	a). Planning and design of upgrades b). Allocate of funding for upgrades as per NBC. c). Consultant planning of architectural and civil work. d). Budget for above. e). Staff training.	6,7

Area	Area-wise Issues	Remediation	Resources/MOC	Images
F	Entrance Parking Area. 1. This area is not signposted. 2. Surface is uneven. 3. No covered area. 4. Parking plots not defined. 5. No accessible route to main building. 6. No TGSI for visually impaired. 7. Lighting was not observed.	1. Rectify items 1-6 in line with NBC.	a). Planning and design of upgrades b). Allocate of funding for upgrades as per the NBC. c). Consultant planning of architectural and civil work. d). Budget for above. e). Staff training.	1
G	Parking Area. 1. On street parking with obstacles like trees. 2. Surface is uneven. 3. No covered area. 4. Parking plots not defined. 5. No accessible route to main building. 6. No TGSI for visually impaired. 7. Lighting was not observed.	1. Rectify items 1-6 in line with NBC.	a). Planning and design of upgrades b). Allocate of funding for upgrades as per the NBC. c). Consultant planning of architectural and civil work. d). Budget for above. e). Staff training.	1
H	Main Entrance. 1. No Signposting for accessible entrance ramp/toilets etc. 2. Steps not as per NBC. 3. No TGSI. 4. Lighting was not observed.	1. Provide signposting and site map. 2. Up grade steps according to NBC standard (handrails, contrast nosing etc). 3. Provide TGSI and signs,	a). Planning and design of upgrades b). Allocate of funding for upgrades as per the NBC. c). Consultant planning of architectural and civil work. d). Budget for above.	6,7
I	Accessible Entrance Ramp. 1. Missing signposting 2. Missing handrails. 3. Missing suitable surface at bottom of ramp. 4. Missing covering. 5. No TGSI 6. Lighting was not observed.	1. Provide signposting. 2. Up grade steps according to NBC standard (handrails, contrast nosing etc). 3. Provide TGSI and signs.	a). Planning and design of upgrades b). Allocate of funding for upgrades as per the NBC. c). Consultant planning of architectural and civil work. d). Budget for above.	2,3
J	Stair -1 to Ground (SNEH) 1. Missing signposting. 2. Missing four handrails. 3. Colour contrast non-slip nosing. 4. No TGSI	1. Provide signposting. 2. Up grade steps according to NBC standard (handrails, contrast nosing etc). 3. Provide colour contrast strips. 4. Provide TGSI and signs,	a). Planning and design of upgrades b). Allocate funding for upgrades as per the NBC. c). Consultant planning of architectural and civil work. d). Budget for above.	12,13, 14
K	Stair -1 to Ground (Junior KG) 1. Missing exit signposting. 2. Missing 3 handrails. 3. Colour contrast non-slip nosing. 4. No TGSI	1. Provide signposting. 2. Up grade steps according to NBC standard (handrails, contrast nosing etc). 3. Provide colour contrast strips. 4. Provide TGSI and signs,	a). Planning and design of upgrades b). Allocate funding for upgrades as per the NBC. c). Consultant planning of architectural and civil work. d). Budget for above.	15
L	Courtyard 1. Missing exit signposting. 2. Missing 3 handrails. 3. Colour contrast non-slip nosing. 4. No TGSI	1. Provide signposting. 2. Up grade steps according to NBC standard (handrails, contrast nosing etc). 3. Provide colour contrast strips. 4. Provide TGSI and signs,	a). Planning and design of upgrades b). Allocate funding for upgrades as per the NBC. c). Consultant planning of architectural and civil work. d). Budget for above.	15
M	Ramp at back of building: 1. Missing signposting 2. Missing handrails. 3. Missing covering. 4. No TGSI 5. Lighting was not observed.	1. Provide signposting. 2. Up grade steps according to NBC standard (handrails, contrast nosing etc). 3. Provide Covering 4. Provide TGSI and signs.	a). Planning and design of upgrades b). Allocate of funding for upgrades as per the NBC. c). Consultant planning of architectural and civil work. d). Budget for above.	2,3

Area	Area-wise Issues	Remediation	Resources/MOC	Images
N	Courtyard Stage Area. 1. Missing 3 handrails. 2. Irregular steps. 2. Colour contrast non-slip nosing. 3. No TGSI	1. Provide handrails. 2. Up grade steps according to NBC standard (handrails, contrast nosing etc). 3. Provide colour contrast strips. 4. Provide TGSI and signs,	a). Planning and design of upgrades b). Allocate funding for upgrades as per the NBC. c). Consultant planning of architectural and civil work. d). Budget for above.	15
O	2 x Main Stairs  1. Missing handrails. 2. Missing colour contrast non-slip nosing. 3. No TGSI	1. Provide signposting. 2. Up grade steps according to NBC standard (handrails, contrast nosing etc). 3. Provide colour contrast strips. 4. Provide TGSI and signs,	a). Planning and design of upgrades b). Allocate funding for upgrades as per the NBC. c). Consultant planning of architectural and civil work. d). Budget for above.	
P	Girls/Boy GFToilet 1. Office corridor is too narrow. 2. Door is too narrow. 3. Toilet block corridor is too narrow. 4. Cubicles are too small.	1. Plan for alternative location or complete renovation in-line with NBC. 2. Provide TGSI and signs,	a). Planning and design of upgrades b). Allocate of funding for upgrades as per the NBC. c). Consultant planning of architectural and civil work. d). Budget for above.	8,9,10, 11
	Drinking Water. 1. In-accessible location with steps. 2. Taps beyond reach of wheelchair user.	1. Provide standalone water fountain suitable for visually handicapped and wheelchair users in a different suitable location. 2. Provide TGSI and signs,	a). Planning and design of upgrades b). Allocation of funding for upgrades as per the NBC. c). Budget for above.	16, 17, 18
	Open Auditorium. 1. All steps are non-compliant in handrail, contrast step nosing. 2. Platform of more than 200mm height is unprotected by handrail or wall. 3. Lighting was not observed.	1. Upgrade steps according to NBC standard (handrails, contrast nosing etc). 2. Provide handrail along platform edge. 3. Provide TGSI.	a). Allocate funding for upgrades as per the NBC. b). Budget for above.	19, 20, 21, 22, 23, 24
	Stage Area. 1. All steps are non-compliant in handrail, contrast step nosing. 2. Platform of more than 200mm height is unprotected by handrail or wall. 3. No ramp for level change. 4. Lighting was not observed.	1. Upgrade steps according to NBC standards (handrails, contrast nosing etc). 2. Provide ramp for level change. 3. Provide TGSI.	a). Allocate funding for upgrades as per the NBC. b). Consultant planning of architectural and civil work. c). Budget for above.	25, 26
O	Boys Toilet in passage from auditorium. 1. Large Cubicle wrong arrangement for wheelchair use. 2. Missing grab bars. 3. Steps upto toilet block. 4. No TGSI. 5. No signage.	1. Upgrade toilet Type-B according to the NBC standards. 2. Provide ambulant cubicle. 3. Raise entrance approach and ramp. 4. Provide TGSI and signs.	a). Allocate funding for upgrades as per the NBC. b). Consultant planning of architectural and civil work. c). Budget for above.	27, 28, 29, 30
O	Boys Toilet behind stage. 1. Large Cubicle wrong arrangement for wheelchair use. 2. Missing grab bars. 3. No TGSI. 4. No signage. 5. Used as storage for cleaning materials.	1. Upgrade toilet Type-B according to the NBC standards. 2. Provide TGSI and signs. 3. Misuse of features and facilities provided for disabled sends very negative message about the value go persons with disabilities. It is punishable by law.	a). Allocate funding for upgrades as per the NBC. b). Consultant planning of architectural and civil work. c). Budget for above.	31, 32, 33, 34
P	Boys Toilet 1st Flr. Old School 1. Single step to toilet block 2. Single step to cubicles 3. Cubicles too small for a Type-B 4. No TGSI. 5. Used as storage for cleaning materials. 6. No signage.	1. Provide ramp of 1800mm inside toilet block from door. 2. Upgrade toilet cubicle to Type-B according to the NBC standards. 3. Provide an ambulant toilet. 4. Provide TGSI and signs,	a). Allocate funding for upgrades as per the NBC. b). Consultant planning of architectural and civil work. c). Budget for above.	35, 36



Area	Area-wise Issues	Remediation	Resources/MOC	Images
Q	New Building Lift 1. No lift to other floor.	1. Provide 1.5 x 1.5m lift as per NBC B-6.4	a). Allocate funding for upgrades as per the NBC. b). Consultant planning of architectural and civil work. c). Budget for above.	No Pic
R				